

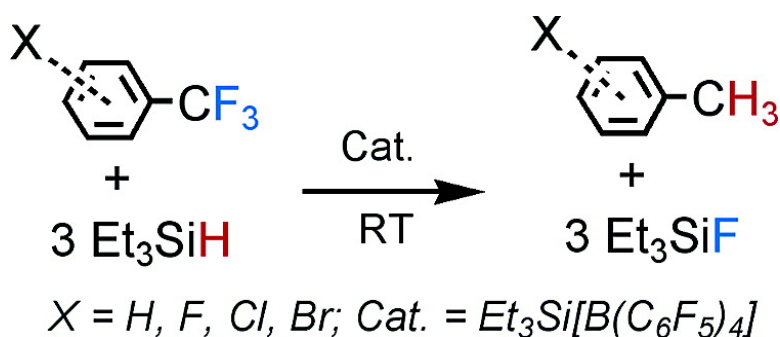
Communication

**Room-Temperature Catalytic Hydrodefluorination of C(sp)–F Bonds**

Valerie J. Scott, Remle elenligil-etin, and Oleg V. Ozerov

*J. Am. Chem. Soc.*, **2005**, 127 (9), 2852-2853 • DOI: 10.1021/ja0426138 • Publication Date (Web): 08 February 2005

Downloaded from <http://pubs.acs.org> on March 24, 2009



**More About This Article**

Additional resources and features associated with this article are available within the HTML version:

- Supporting Information
- Links to the 14 articles that cite this article, as of the time of this article download
- Access to high resolution figures
- Links to articles and content related to this article
- Copyright permission to reproduce figures and/or text from this article

[View the Full Text HTML](#)

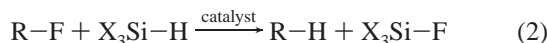
## Room-Temperature Catalytic Hydrodefluorination of C(sp<sup>3</sup>)–F Bonds

Valerie J. Scott, Remle Çelenligil-Çetin, and Oleg V. Ozerov\*

Department of Chemistry, Brandeis University, MS015, 415 South Street, Waltham Massachusetts 02454

Received December 8, 2004; E-mail: ozerov@brandeis.edu

Activation of carbon–fluorine bonds remains one of the major challenges of modern organometallic chemistry. C–F activation is both a fundamentally appealing task (C–F is the strongest single bond to carbon)<sup>1</sup> and one of practical relevance to the potential remediation of atmospheric pollutants. Freons (CFCs) are a proven hazard to the ozone layer,<sup>2</sup> while CF<sub>4</sub> and heavier perfluoroalkanes are extremely potent and long-lived greenhouse gases.<sup>3</sup> The simplest transformation of a C–F bond is conversion to a C–H bond (hydrodefluorination or HDF, eqs 1 and 2). Utilization of H<sub>2</sub> in HDF results in formation of the toxic and difficult-to-handle hydrogen fluoride. Replacement of H<sub>2</sub> with X<sub>3</sub>SiH (X = alkyl, aryl) as the source of hydride leads to the more benign X<sub>3</sub>SiF and makes the overall reaction more thermodynamically favorable.<sup>4a</sup>



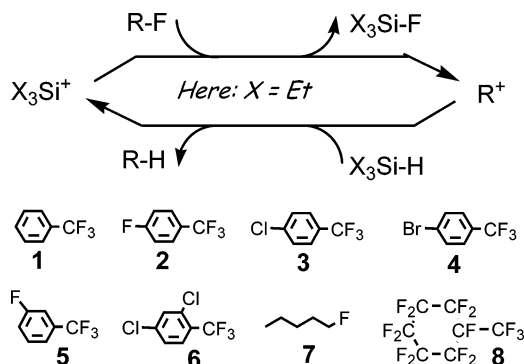
Transition metal-catalyzed HDF has so far been largely limited to select fluoroarene substrates,<sup>4</sup> although stoichiometric HDF reactions with aliphatic fluorides have been reported by Jones et al. with the Cp\*<sub>2</sub>ZrH<sub>2</sub> reagent.<sup>5</sup> Most designs for C–F bond activation utilize electron-rich transition metal centers and depend on C–F oxidative addition or one-electron transfer followed by loss of fluoride as the key C–F bond-breaking steps.<sup>6,7</sup> In this work we present the first example of the room-temperature HDF of aliphatic C(sp<sup>3</sup>)–F bonds.

We set out to explore a conceptually different approach to C–F activation wherein the crucial C–F cleavage step occurs via abstraction of F<sup>−</sup> by a Lewis acid. This clearly requires a Lewis acid with exceptional affinity for F<sup>−</sup>, and we surmised that an X<sub>3</sub>Si<sup>+</sup> cation should be an appropriate choice (Scheme 1). The high affinity of Si for F is well-established. It is a matter of some debate what should be considered a “free” X<sub>3</sub>Si<sup>+</sup> cation in the condensed phase.<sup>8,9</sup> Regardless, it is clear that X<sub>3</sub>Si<sup>+</sup> “salts” of weakly coordinating anions (carboranes and tetrarylborates) are exceptionally electrophilic and approach the properties and the reactivity of the putative “free” X<sub>3</sub>Si<sup>+</sup>.<sup>8,9</sup> Abstraction of F<sup>−</sup> from a C–F bond in R–F would generate a carbocation R<sup>+</sup>. Conveniently, many X<sub>3</sub>Si<sup>+</sup> “salts” are generated by abstraction of H<sup>−</sup> from X<sub>3</sub>SiH by Ph<sub>3</sub>C<sup>+</sup>.<sup>8,9</sup> It is reasonable to assume that a carbocation R<sup>+</sup> more reactive than the relatively stabilized Ph<sub>3</sub>C<sup>+</sup> would be able to abstract H<sup>−</sup> from X<sub>3</sub>SiH as well. The overall process is designed to be a Si–H/C–F metathesis catalyzed by X<sub>3</sub>Si<sup>+</sup> (Scheme 1).

Krause and Lampe in the 1970s studied the reactions between CF<sub>4</sub> and SiH<sub>3</sub><sup>+</sup> (or between CF<sub>3</sub><sup>+</sup> and SiH<sub>4</sub>) in the gas phase and found that redistribution favoring F on Si and H on C occurred readily.<sup>10</sup> Attempts at preparation of Et<sub>3</sub>Si[B(C<sub>6</sub>H<sub>5</sub>(CF<sub>3</sub>)<sub>2</sub>)<sub>4</sub>] resulted in the formation of Et<sub>3</sub>SiF, presumably via abstraction of F<sup>−</sup> from the anion.<sup>11</sup> The mechanism in Scheme 1 is also related to the reduction of ethers and ketones, reported by Gevorgyan and Piers.<sup>12</sup>

We chose Et<sub>3</sub>Si[B(C<sub>6</sub>F<sub>5</sub>)<sub>4</sub>] (**B**)<sup>9b,c</sup> as a synthetic equivalent of “X<sub>3</sub>Si<sup>+</sup>” and Et<sub>3</sub>SiH as the H source. Isolation and storage of pure

Scheme 1



**B** have proven difficult. Our catalytic cycle calls for excess Et<sub>3</sub>SiH, and **B** is made by abstraction of hydride from Et<sub>3</sub>SiH by Ph<sub>3</sub>C<sup>+</sup>[B(C<sub>6</sub>F<sub>5</sub>)<sub>4</sub>] (**A**).<sup>9b,c</sup> We find that generation of **B** in situ via addition of a catalytic amount of **A** to the mixture of substrate and Et<sub>3</sub>SiH is preferable.

We selected a series of benzotrifluorides as well as 1-fluoropentane and perfluoromethylcyclohexane as our test substrates (Scheme 1).<sup>13</sup> We performed the reactions either “neat” (substrate + Et<sub>3</sub>SiH + catalytic (1–4%) amount of **A** or **B**) or in a solvent, with monitoring by <sup>19</sup>F NMR and eventually by GC–MS. The results are summarized in Table 1. For substrates **1–7**, products resulting from complete replacement of aliphatic fluorines by hydrogens were identified. The relative activity of the substituted benzotrifluorides can be roughly correlated with standard substituent effects.<sup>14</sup> For the more reactive substrates **1–3** and **7**, complete consumption was observed in <2 h at 22 °C. The results are consistent with the more facile F<sup>−</sup> abstraction from the more electron-rich substrates that would generate more stable carbocations. For the Ar–CF<sub>3</sub> substrates we did not observe ArCHF<sub>2</sub> or ArCH<sub>2</sub>F intermediates (<sup>19</sup>F NMR in situ), which is consistent with the slow abstraction of first F<sup>−</sup>. We have no evidence of the formation of free silylium or alkyl cations in our reactions. However, it is likely that highly electrophilic species approaching “free” cations are generated,<sup>15</sup> and qualitative considerations for the cations should be applicable. The HDF reactions are tolerant of the aryl halide functionality. Abstraction of Hal<sup>−</sup> (halide) from Ar–Hal is expected to be more difficult because of the great instability of the aryl cations. Lectka et al. documented abstraction of F<sup>−</sup> from Ar–CF<sub>3</sub> groups by aryl cations.<sup>16</sup> The inertness of **8** probably reflects the relative difficulty in generating a perfluoroalkyl cation under the employed conditions. The reactions proceed more slowly in *p*-C<sub>6</sub>H<sub>4</sub>BrF and in some neat reactions, likely because of the lower polarity of the media. In the reactions in *o*-C<sub>6</sub>H<sub>4</sub>Cl<sub>2</sub>, we also observed partial disproportionation of Et<sub>3</sub>SiF into Et<sub>4</sub>Si and Et<sub>2</sub>SiF<sub>2</sub> (GC–MS and <sup>19</sup>F NMR evidence). This redistribution is undoubtedly catalyzed by one of the strong Lewis acids in solution and is probably boosted by the higher solvent polarity.

**Table 1.** HDF Results after 24 h at 22 °C (Ar–CF<sub>3</sub> → ArCH<sub>3</sub>)

no.	substrate	catalyst	solvent	Si–F conv, % <sup>a</sup>	C–F conv, % <sup>b</sup>	TON <sup>c</sup>
1	1	A	neat	75 <sup>d</sup>		126
2	1	A	<i>o</i> -C <sub>6</sub> H <sub>4</sub> Cl <sub>2</sub>	65 <sup>e</sup>	100	60
3	1	A	<i>p</i> -C <sub>6</sub> H <sub>4</sub> BrF	38		35
4	1	A	<i>p</i> -ClC <sub>6</sub> H <sub>4</sub> Me	70	100	61
5	1	A	C <sub>6</sub> H <sub>5</sub> F	61	100	53
6	1	A	C <sub>6</sub> D <sub>5</sub> Br	75	100	65
7	1	B	<i>o</i> -C <sub>6</sub> H <sub>4</sub> Cl <sub>2</sub>	73 <sup>e</sup>	100	63
8	1	B	<i>p</i> -C <sub>6</sub> H <sub>4</sub> BrF	22		19
9	1	A	<i>o</i> -C <sub>6</sub> H <sub>4</sub> Cl <sub>2</sub> <sup>f</sup>	81 <sup>e</sup>	100	71
10	2	A	neat	47 <sup>d</sup>		87
11	2	A	<i>o</i> -C <sub>6</sub> H <sub>4</sub> Cl <sub>2</sub>	>95 <sup>e</sup>	100	97
12	2	A	<i>p</i> -C <sub>6</sub> H <sub>4</sub> BrF	>95		87
13	2	A	<i>p</i> -ClC <sub>6</sub> H <sub>4</sub> Me	53	100	46
14	2	A	C <sub>6</sub> H <sub>5</sub> F	77	100	67
15	2	A	C <sub>6</sub> D <sub>5</sub> Br	>95	100	94
16	2	B	<i>o</i> -C <sub>6</sub> H <sub>4</sub> Cl <sub>2</sub>	>95 <sup>e</sup>	100	95
17	2	B	<i>p</i> -C <sub>6</sub> H <sub>4</sub> BrF	31		27
18	2	A	<i>o</i> -C <sub>6</sub> H <sub>4</sub> Cl <sub>2</sub> <sup>f</sup>	93 <sup>e</sup>	100	81
19	3	A	neat	19 <sup>d</sup>		31
20	3	A	<i>o</i> -C <sub>6</sub> H <sub>4</sub> Cl <sub>2</sub>	82	100	75
21	3	A	<i>o</i> -C <sub>6</sub> H <sub>4</sub> Cl <sub>2</sub> <sup>f</sup>	>95 <sup>e</sup>	100	84
22	4	A	neat	15 <sup>d</sup>		26
23	4	A	<i>o</i> -C <sub>6</sub> H <sub>4</sub> Cl <sub>2</sub>	31 <sup>e</sup>	60	28
24	5	A	neat	3 <sup>d</sup>		6
25	5	A	<i>o</i> -C <sub>6</sub> H <sub>4</sub> Cl <sub>2</sub>	9 <sup>e</sup>	18	8
26	6	A	neat	11 <sup>d</sup>		21
27	6	A	<i>o</i> -C <sub>6</sub> H <sub>4</sub> Cl <sub>2</sub>	70 <sup>e</sup>	86	64
28	6	A	<i>p</i> -C <sub>6</sub> H <sub>4</sub> BrF	29		26
29	6 <sup>g</sup>	A	<i>p</i> -ClC <sub>6</sub> H <sub>4</sub> Me	83	100	72
30	6 <sup>g</sup>	A	C <sub>6</sub> H <sub>5</sub> F	85	100	74
31	6	B	<i>o</i> -C <sub>6</sub> H <sub>4</sub> Cl <sub>2</sub>	33 <sup>e</sup>	56	29
32	6	B	<i>p</i> -C <sub>6</sub> H <sub>4</sub> BrF	10		8.6
33	7 <sup>h</sup>	A	neat	31 <sup>d</sup>		48
34	7 <sup>h</sup>	A	<i>o</i> -C <sub>6</sub> H <sub>4</sub> Cl <sub>2</sub>	92 <sup>e</sup>	100	28
35	8	A	neat	0 <sup>d</sup>		0
36	8	A	<i>o</i> -C <sub>6</sub> H <sub>4</sub> Cl <sub>2</sub>	0	0	0

<sup>a</sup> Fraction of F from the original aliphatic C–F bonds found in the Si–F bonds of Et<sub>3</sub>SiF. <sup>b</sup> The number in this column = 100% – fraction of C–F bonds remaining in the starting material. <sup>c</sup> Number of Si–F bonds made per molecule of catalyst. <sup>d</sup> Conversion of Et<sub>3</sub>SiH (substrate in excess). <sup>e</sup> Sum of the Si–F bonds in Et<sub>3</sub>SiF and Et<sub>2</sub>SiF<sub>2</sub>. <sup>f</sup> Reactions were run in a plastic vial. <sup>g</sup> After 45 h. <sup>h</sup> The product is pentane.

Although fairly high turnover numbers were achieved, the catalyst employed in this study is not living. Its decomposition is evident by the decrease in the intensity of the B(C<sub>6</sub>F<sub>5</sub>)<sub>4</sub><sup>–</sup> signals in the <sup>19</sup>F NMR spectra during the reaction and appearance of B(C<sub>6</sub>F<sub>5</sub>)<sub>3</sub> and other, unidentified C<sub>6</sub>F<sub>5</sub>-containing products. This also prevented us from conducting kinetic studies. Ostensibly, attack on the anion is a competitive pathway for the highly electrophilic species (possibly including H<sup>+</sup>)<sup>17</sup> generated in the HDF reactions, and the inertness of B(C<sub>6</sub>F<sub>5</sub>)<sub>4</sub><sup>–</sup> is critical. Even at 110 °C, Et<sub>3</sub>SiOTf was not competent as catalyst at all, while B(C<sub>6</sub>F<sub>5</sub>)<sub>3</sub> (shown to reversibly abstract H<sup>–</sup> from Et<sub>3</sub>SiH)<sup>12b</sup> gave only ca. 1% conversion (substrate **1** or **2**).

The conversions (by <sup>19</sup>F NMR vs an internal C<sub>6</sub>F<sub>6</sub> standard) were calculated on the basis of either (a) the disappearance of the C–F signals of the product or (b) the appearance of the Si–F signals. In nearly all cases, we discovered that there appeared to be fewer Si–F bonds produced (by ca. 10–20%) than C–F bonds consumed. We surmised that some of the F in the Si–F bonds is lost over time to the Si of the glass of the reaction vessels. In support of this hypothesis, performing the reactions in polypropylene vials resulted in higher observed Si–F conversions.

In summary, we have demonstrated the first room-temperature catalytic hydrodefluorination of aliphatic C–F bonds. Our process utilizes an unconventional method of C–F bond activation that relies on the abstraction of F<sup>–</sup> by an electrophilic silylium species. Although activation of C–F bonds in perfluoroalkanes by this method remains elusive, it may yet be achieved via utilization of more robust counterions, such as halogenated carboranes,<sup>8,9</sup> and silanes other than Et<sub>3</sub>SiH.

**Acknowledgment.** This research was supported by Brandeis University (start-up funds), Research Corporation (Research Innovation Award to O.V.O.), and the Nathan and Bertha Richter & Ernest Grunwald Undergraduate Award to V.J.S.

**Supporting Information Available:** Experimental details and characterization data. This material is available free of charge via the Internet at <http://pubs.acs.org>.

## References

- (1) (a) Hudlicky, M. *Chemistry of Organic Fluorine Compounds*; Prentice Hall: New York, 1992; p 175. (b) Strauss, S. H. *Chem. Rev.* **1993**, *93*, 927.
- (2) Molina, M. J.; Rowland, F. S. *Nature* **1974**, *249*, 810.
- (3) (a) Victor, D. G.; MacDonald, G. J. *Climatic Change* **1999**, *42*, 633. (b) Roehl, C. M.; Boglu, D.; Bruehl, C.; Moortgat, G. K. *Geophys. Res. Lett.* **1995**, *22*, 815. (c) Timms, P. L. *J. Chem. Soc., Dalton Trans.* **1999**, 815.
- (4) (a) Aizenberg, M.; Milstein, D. *Science* **1994**, *265*, 359. (b) Aizenberg, M.; Milstein, D. *J. Am. Chem. Soc.* **1995**, *117*, 8674. (c) Young, R. J., Jr.; Grushin, V. V. *Organometallics* **1999**, *18*, 294. (d) Yang, H.; Gao, H.; Angelici, R. *Organometallics* **1999**, *18*, 2285.
- (5) (a) Clot, E.; Megret, C.; Kraft, B. M.; Eisenstein, O.; Jones, W. D. *J. Am. Chem. Soc.* **2004**, *126*, 5647. (b) Kraft, B. M.; Lachicotte, R. J.; Jones, W. D. *J. Am. Chem. Soc.* **2001**, *123*, 10973. (c) Kraft, B. M.; Lachicotte, R. J.; Jones, W. D. *J. Am. Chem. Soc.* **2000**, *122*, 8559.
- (6) (a) Kiplinger, J. L.; Richmond, T. G.; Osterberg, C. E. *Chem. Rev.* **1994**, *94*, 373. (b) Burdeniuc, J.; Jedlicka, B.; Crabtree, R. H. *Chem. Ber.* **1997**, *130*, 145. (c) Richmond, T. G. In *Topics in Organometallic Chemistry*; Murai, S., Ed.; Springer: New York, 1999; Vol. 3, p 243.
- (7) (a) Deacon, G. B.; Koplick, A. J.; Raverty, W. D.; Vince, D. G. *J. Organomet. Chem.* **1979**, *182*, 121. (b) Deacon, G. B.; Mackinnon, P. I.; Tuong, T. D. *Aust. J. Chem.* **1983**, *36*, 43. (c) Jones, W. D.; Partridge, M. G.; Perutz, R. N. *J. Chem. Soc., Chem. Commun.* **1991**, 264. (d) Lucht, B. L.; Poss, M. J.; King, M. A.; Richmond, T. G. *J. Chem. Soc., Chem. Commun.* **1991**, 400. (e) Crespo, M.; Martinez, M.; Sales, J. *J. Chem. Soc., Chem. Commun.* **1992**, 822. (f) Hofmann, P.; Unfried, G. *Chem. Ber.* **1992**, *125*, 659. (g) Belt, S. T.; Helliwell, M.; Jones, W. D.; Partridge, M. G.; Perutz, R. N. *J. Am. Chem. Soc.* **1993**, *115*, 1429. (h) Cronin, L.; Higgitt, C. L.; Karch, R.; Perutz, R. N. *Organometallics* **1997**, *16*, 4920. (i) Edelbach, B. L.; Rahman, A. K. F.; Lachicotte, R. J.; Jones, W. D. *Organometallics* **1999**, *18*, 3170. (j) Braun, T.; Perutz, R. N. *Chem. Commun.* **2002**, 2749. (k) Reinhold, M.; McGrady, J. E.; Perutz, R. N. *J. Am. Chem. Soc.* **2004**, *126*, 5268.
- (8) (a) Lambert, J. B.; Kania, L.; Zhang, S. *Chem. Rev.* **1995**, *95*, 1191. (b) Reed, C. A. *Acc. Chem. Res.* **1998**, *31*, 325.
- (9) (a) Reed, C. A.; Xie, Z.; Bau, R.; Benesi, A. *Science* **1993**, *262*, 402. (b) Lambert, J. B.; Zhang, S. *J. Chem. Soc., Chem. Commun.* **1993**, 383. (c) Lambert, J. B.; Zhang, S.; Ciro, S. M. *Organometallics* **1994**, *13*, 2430. (d) Lambert, J. B.; Zhao, Y. *Angew. Chem., Int. Ed.* **1997**, *36*, 400. (e) Lambert, J. B.; Zhao, Y.; Wu, H.; Tse, W. C.; Kuhlmann, B. *J. Am. Chem. Soc.* **1999**, *121*, 5001. (f) Lambert, J. B.; Lin, L. *J. Org. Chem.* **2001**, *66*, 8537. (g) Kim, K.-C.; Reed, C. A.; Elliott, D. W.; Mueller, L. J.; Tham, F.; Lin, L.; Lambert, J. B. *Science* **2002**, *297*, 825.
- (10) (a) Krause, J. R.; Lampe, F. W. *J. Phys. Chem.* **1977**, *81*, 281. (b) Krause, J. R.; Lampe, F. W. *J. Am. Chem. Soc.* **1976**, *98*, 7826.
- (11) (a) Bahr, S. R.; Boudjouk, P. *J. Am. Chem. Soc.* **1993**, *115*, 4514. (b) Kira, M.; Hino, T.; Sakurai, H. *J. Am. Chem. Soc.* **1992**, *114*, 6697.
- (12) (a) Gevorgyan, V.; Rubin, M.; Benson, S.; Liu, J.-X.; Yamamoto, Y. *J. Org. Chem.* **2000**, *65*, 6179. (b) Parks, D. J.; Blackwell, J. M.; Piers, W. E. *J. Org. Chem.* **2000**, *65*, 3090.
- (13) We also tested some bis(trifluoromethyl)arenes and octafluorotoluene. While partial consumption of these substrates was observed, we have had difficulty ascertaining the fate of the arene fragment. See Supporting Information for details.
- (14) Hansch, C.; Leo, A.; Taft, R. W. *Chem. Rev.* **1991**, *91*, 165.
- (15) This is also supported by the observation of PhCH<sub>2</sub>C<sub>6</sub>H<sub>4</sub>CH<sub>3</sub> as a minor product in the HDF of **1** (GC–MS evidence). This side product probably forms via the electrophilic attack on toluene by a PhC(H,F)<sub>2</sub><sup>+</sup> equivalent.
- (16) Ferraris, D.; Cox, C.; Anand, R.; Lectka, T. *J. Am. Chem. Soc.* **1997**, *119*, 4319.
- (17) Reed, C. A.; Kim, K.-C.; Stoyanov, E. S.; Stasko, D.; Tham, F. S.; Mueller, L. J.; Boyd, P. D. W. *J. Am. Chem. Soc.* **2003**, *125*, 1796.

JA0426138